

LC-RL-2-W

RELAY MODULE



CONTACT US

P: 080-42049370
E: info@sonetnix.com
A: #14, HD Tower, Green Garden Main Road,
K. Channandra ,Bengaluru – 560 113

www.sonetnix.com

Features

- Sonetnix LC-RL-2-W, Relay module incorporates 2ch relays that can be connected to control controllable devices. The RELAY controller can be interfaced Using our Touch Keypads or interfaced with any 3rd part processor. Eight channels of Relay controller can be used in non-dimmable lighting control, screen control, Water fountain motor control (up to 0.5Hp motor), Gate/Shutter control and etc.
- Maximum of 10A load can be connected to each channel. As with other Sonetnix products, all S-NET commands are available to use and program the Device as per user needs thus extending its functionality Magnetic low-voltage. 2-wire dimmable fluorescent, and non-dimmable lighting loads up to 5 Amps per channel, 10 Amps total
- Third party automation modules or other Sonetnix modules are interfaced through RS-485 communication.

Other Features

- 2 / 4 / 8 Channels RELAY Controller, standard type @10A per channel
- Power switching
- Used in non-dimmable lighting control, screen control (up to 0.5Hp motor) etc.
- Supports 16 scenes with internal memory
- Low voltage control interface for each channel
- Restores channel status upon power reset
- Configurable START time for each channel, allows to set delay to start the switching at required time
- S-NET ID programming sequence with front panel switches to set the Device's S-NET ID manually
- Front panel switches to operate each channels manually
- Watchdog LED on front panel blinking @1 sec Indicates normal working condition of the Device
- Status indication LEDS for each channel
- S-NET Communication, using S-NET protocol enables the relay Controller to be connected with other Sonetnix
- Lighting / Dimming modules for a complete Automation Solution
- Easy installation with Wall mounting

Front Panel

Two tactile switches on the front panel provide two functionalities. One, the Device's S-NET id can be programmed manually at any time, using the CH1 (1) and CH2 (2) keys. The other functionality of these switches is to navigate through the channels manually along with channel status indication LEDS.

S-NET

The LC-RL-2-W communicates with all Sonetnix products or third party units via S-NET. A pair of S-NET terminal blocks, allow for easy daisy-chaining of several DIN rail Series automation control modules. 12VDC, S+, S- and Ground should be connected in each S-NET terminal.

LOADS

Two pin detachable terminal blocks on the rear side for each channel to control the controllable devices. Live IN (230VAC Mains @50hz) to be connected on Pin 1 and Live output to be taken from Pin 2 and connect to Load Live.

LC-RL-2-W

RELAY MODULE



ELECTRICAL SPECIFICATION

Operating Voltage	: 240VAC ,50/60H
Maximum Power Per Channel	: 2200 W
Max Load Current per Channel	: 10 A
Operating Temperature	: 0 - 45 °c
Module Total current	: 20 A
S-NET Power Usage	: 6 Watt (0.5A @12Volts)

CONTROLS & INDICATIONS

PWR	: (1) Red LED illuminates when DC power is applied to the power port
WDT	: (1) Green Blinking @ 1 sec Indicates normal working condition of the Device
COM	: (1) Yellow LED, indicates communication with the control processor
CH1 - CH2	: (2) Red LEDs Channel status indication
Manual Switch (1-2)	: (2) Miniature tactile switches to set S-NET ID and control channels manually

CONNECTIONS


CHANNELS (1-2)	: (2) 2-pin 5.08 mm captive screw terminals with SPST relay switch circuit @10A per channel
S-NET	: (1) 4-pin 5.08mm detachable terminal block for S-NET communication
LV TRIGGERS (G, 1-2)	: (1) 4-pin 5.08mm detachable terminal blocks to provide low voltage trigger to each channel

LC-RL-2-W





RELAY MODULE



APPLICATION DIAGRAM



— Dimensions and weight

	Height	: 4.32 Inches.
	Width	: 4.13 Inches.
	Depth	: 1.57 Inches.
	Weight	: 250 Grams.